

# How to sort and dispose household garbage recyclable resources



~Follow good manners for disposing of garbage and create a good environment~

Contact▶Kani City Hall Environment Section 0574-62-1111

## ~Garbage disposal rules~

Reiwa 4 version  
Fiscal Year 2022

- ① Separate the garbage. For segregation guidelines, refer at the back.
- ② Bring out garbage before 8AM at the designated collection area.  
(Parking is prohibited within 5m from an intersection.)
- ③ Fill in the name and district name to garbage bag and garbage sticker.
- ④ Weight of each bag is limited to 20kg. Drain well the kitchen waste

### Burnable garbage

Garbage that can be dispose to burnable collection site.

Please put waste in a burnable garbage bag specified by Kani city.

- Food waste (Drain well) • Waste paper
- PET bottles not intended for food/beverage and dirty ones.

- Cloths • Vinyls • Plastic thin enough to break by hand

For disposal of cut branches and wooden boards, refer below.



### Non-burnable garbage (hard to process)

Garbage that can be dispose to non-burnable collection site.

Use non-burnable garbage specified by Kani City or attach an oversized garbage sticker.

#### —Non-burnable garbage—

#### ○ Metal (hard to processed garbage)

- Appliance (recyclable home appliances not included)
- LED light bulb
- Plastics ※Dispose hard to process items to non-burnable garbage.
- Metal items ※Consume all its content before disposing.



#### ○ Glassware •glass items, light bulb, cosmetic and medicinal bottles, etc.

#### ○ Ceramics •tiles, concrete debris, plates, tea cups, etc.

- Items made out of metal, glass or ceramics need to be placed in separate garbage bags.
- Check collecting dates from the garbage collection schedule.

#### —Bulk garbage— (150cm×80 cm×60 cm and up to about 20kg)

Attach an oversized garbage sticker to items that do not fit in the garbage bag but do not exceeds the designated size and weight.

Example: furniture, futon, bicycle, etc.

※Bicycles and skis can be dispose even if they exceed the prescribed size.



### Pruned branches · wood materials

Items with more than 10 cm in diameter/ thickness cannot be disposed at the collection point.

Pruned branches·wood can be recycled. For items that exceeds 10cm, contact the contractors listed at the back. (with charge)

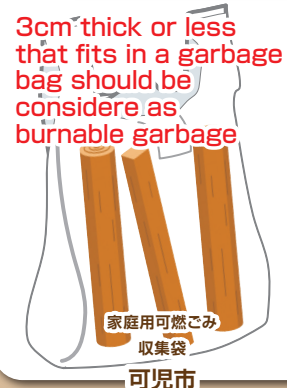
#### branch/log

3cm thick or less that fits in a garbage bag should be considered as burnable garbage

3cm to 10cm thick that fits in a garbage bag should be considered as non-burnable garbage

#### Wood board

Items that do not exceeds 10cm thickness, that fits in the garbage bag should be considered as non-burnable garbage.



### Resources that can be thrown out to recycling stations

#### ○ Bottles for eating/drinking (others are considered non-burnable glassware)

- ① colorless bottles ② brown bottles ③ other colored bottles
- ④ refillable bottles (beer bottles, 1.8L bottle only)

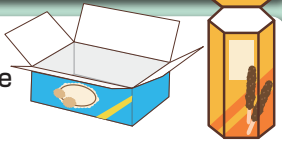
※Please separate by color and put in respective blue container.

Dispose after washing. Dispose dirty and broken glasses to non-burnable garbage.



#### ○ Paper container, wrapping paper

Remove anything but paper (cannot be removed items are burnable garbage). Tie together before disposing.



#### Beverage and food cans, plastic bottles, Styrofoam, trays

- ① Can used for eating/drinking (dispose without crushing) Aluminum cans, steel can (lids and labels are non-burnable-metal)
- ② PET bottles (remove lids and labels and dispose to burnable garbage) Leave ring as is.
- ③ Styrofoam, trays (only foam and those with recycling marks)



※ Please Wash and dispose.

※ Please sort by type and place in each corresponding net.

### Warning! These garbage cannot be dispose at the collection site.

Everyone is in trouble. Follow the rules and do the right garbage.

### Garbage that can not be Dispose at the collection area

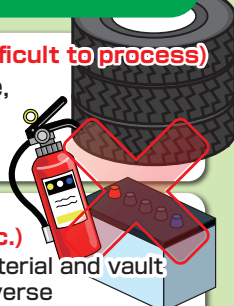
#### ● Garbage that can not be disposed at Sasayuri Clean Park (difficult to process)

- Agricultural chemical, auto parts, cars and motorcycles tire, fire extinguisher.

※Consult your dealer or shop where item was purchased.

#### ● Among items that cannot be processed at Sasayuri Clean Park, certain items such as bowling ball, stone (for pickles etc.)

clothes hanger stand base, gypsum board, slate, heat insulating material and vault (fire proof) must be collected by city licensed companies (list on reverse side). Contact one of them and pay the applicable fee. For further information, check the city HP.



#### ● Garbage in large quantities when moving, etc. ● Bulky garbage

※Consult directly the city licensed companies. (Refer to back page) (Fee may differ)

#### ● Recyclable Materials

- Newspaper, magazine, cardboard, paper pack.

(Dispose these garbage at schools and eco dome)

#### ● Battery, fluorescent tube, mercury-type thermometer

※Dispose at city halls or district centers, etc.

- Dispose of light bulbs as non-burnable glassware and LED light bulbs as non-burnable metal
- For button batteries, consult the dealer.

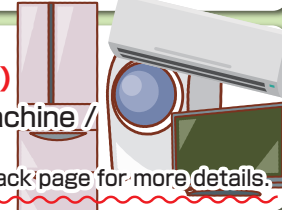


#### ● Home Appliances Recyclable Items

(Illegal dumping is punished by law)

Air conditioner, refrigerator / freezer, washing machine / clothes dryer, TV (for liquid crystal, plasma, CRT)

※Dispose base on Home Appliance Recycling Law. Refer at the back page for more details.



## Use the garbage bag specified by the city!

Garbage bags from other cities, shopping bags, boxes, etc. cannot be use. City-designated garbage bags and oversized garbage stickers are available at the city hall, district centers, supermarkets, drug stores and convenience stores. Ask the store clerk for purchase.



Burnable garbage bag is semi-transparent. Cannot be use to dispose non-burnable garbage such as cans, bottles, etc.



Non-burnable garbage bag is transparent. Sort metals, glassware and ceramics and dispose to designated collection date. Do not put PET bottles.



If item does not fit in the garbage bag, attach an oversize garbage sticker and dispose it as non-burnable oversize garbage. (limited to 150cm x 80cm x 60cm and less than 20kg)

**Do not forget to attach the sticker!**

### We collect used small home appliances and rechargeable batteries

Collection area: City hall, district centers, Eco Dome  
Collected items: The following items that fits in the size (30cm x 15cm) of the collection box

Mobile phone, PCs, tablet, electronic dictionary, USB flashdrive, portable music player, Digital camera, portable video camera, game machine, electric toothbrushes, electric razor, AC adapter, remote controller, various cable, calculator, electronic cigarette, rechargeable batterie, etc.

#### Notes:

Please Delete personal information data before disposing.  
Remove batteries and put them to the collection box at city hall or district centers. Insulate rechargeable batteries terminals with a scotch tape and insert them into the collection box. If battery cannot be removed, insert the whole unit. Items put in the collection box cannot be returned. Dispose items that do not fit in the collection box as non-burnable glasswares.

**Please check the collection of non-burnable garbage.**





# How to sort and dispose of household garbage / recyclable resources

## We collect recycled resources (Kani City Eco Dome)

“Collected items” Note ① ~ ④ Please wash out dirty things lightly. (See the right for the location and date)

- ① Four types of food and beverage glass bottles (colorless, brown, other colors, refillable bottles)※Stained bottles not accepted.
  - ② 2 types of food and beverage cans (aluminum cans, steel cans)  
※Spray and oil cans besides drinking or eating purposes are not accepted.
  - ③ PET bottles (eating/drinking use) ※Washed and removed lid and label  
PET bottles and its cap can be collected.
  - ④ Styrofoam, tray (those with recyclable mark only) (Make it as small as possible.)
  - ⑤ 6 types of paper (newspaper, leaflets, magazines and miscellaneous paper, paper packs, cardboard, paper containers and wrapping paper)
  - ⑥ Clothes (clean and not damaged) ※Collected if put in a garbage bag.
  - ⑦ Used oil (Vegetable oil only. Put in a PET bottle and dispose)
  - ⑧ fluorescent tube, mercury thermometer/sphygmomanometer.
  - ⑨ Dry batteries (only used up batteries)
  - ⑩ Used small household appliances and rechargeable batteries (Refer at back page)  
※Batteries for automobiles and motorcycles are not accepted.
  - ⑪ Feather futon / Feather blankets
- For details, see below.



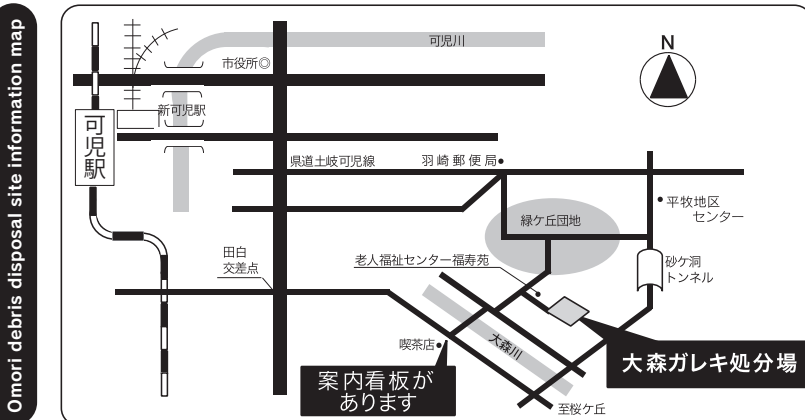
## Omori debris disposal

Open: Second and fourth Sundays of each month,  
9:00a.m.~4:30p.m.(accepted until 4:00p.m.)

Fee: Free up to 1 ton

540 yen per every 500kg exceeding 1t

※Construction debris, rocks, soil, plasters that were previously dismantled will not be accepted.



※When disaster warning has been announced, we will stop operating.

## Free collection of feather futon

Feather futons can be recycled to help reduce garbage.

Can be collected: items with 50% or more feather (see label)

Cannot be collected: items that are wet, down jacket

- ① Kani City Council of Social Welfare (Welfare Center) Open weekdays 8:30a.m to 5:15p.m  
Recycle earnings will be used for the Red-feather welfare fund-raising campaign related activities.
- ② Kani Eco Dome (Refer to the right)

## Recyclable personal computers

The method of processing is different depending on the presence or absence of the recycle mark (left figure) for home PCs.



### With recycle mark

Put items in a small household appliance collection box or contact the trader for processing.

### Without recycle mark

Put items in a small household appliance collection box or dispose to non-burnable trash section.

PCs that do not fit in the collection box will be dispose as non-burnable garbage. Please delete data that contains personal information.

Other way of disposing PCs

## We collect unnecessary PCs with a parcel delivery service.

You can use a parcel delivery service to dispose of your PC for free. After applying via the Internet, the delivery service will come to you and pick up at the designated date and time (fastest will be the next day, all year round). For details on how to apply, go to Lynette Japan Recycle Inc. a nationally certified company.

CRT monitors require additional processing costs due to harmful substances.



Click here for application and details

リネットジャパン 検索  
<https://www.renet.jp/>

Phone : 0570-085-800  
(Reception hours 10:00 to 17:00)

## Recyclable home appliances

※Price varies depending on manufacturer. For information, contact the home appliance recycling center. TEL :0120-319640

TVs, refrigerators, freezers, washing machines, dryer, air conditioners are recycled by manufactures under the home appliances recycling law.

### ① Home appliance retail store

① Items purchased at retail store. ② Used items replaced with new ones in a retail stores.

### ② City licensed collector

Items will be collected upon request by the licensed collector.

※For fees, inquire directly to them.

### ③ Take it directly to the appointed retrieval facility

Please fill out the “Appliance Recycle Ticket” at post office and pay for the recycle fee. After payment, it will be issued a “fee transfer certificate”. Transport the home appliance to one of the collection companies below and submit the certificate.

① Komori-Sangyo Co., Ltd.

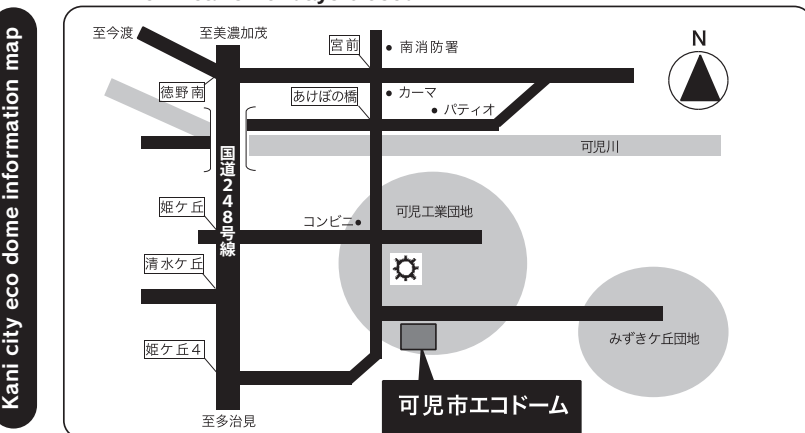
1129 Ichihashi, Kamono-cho, Minokamo-city TEL.0574-54-1283

② Tokai Seino Unyu Co., Ltd. Gifu Tono Branch

304-912 Nishiyama, Oroshi-cho, Toki-city TEL.0572-57-9015

## Kani city eco dome

Open: Every Sunday 9:00 a.m.~ 3:00p.m.  
Every Tuesday 9:00 a.m.~ 12:00n.n.  
Every Thursday 9:00 a.m.~ 12:00n.n.  
New Year's holidays closed



※When disaster warning has been announced, we will stop operating.

## To business enterprises

- You are the one responsible in disposing your garbage.
- Garbage cannot be dispose at collection sites.
- For garbage collection, contact the licensed collectors or Sasayuri Clean Park.
- Industrial waste cannot be dispose at Sasayuri Clean Park.

## How to dispose of garbage in the event of a disaster

You can not put out garbage right after an earthquake

In case of more than intensity 5 earthquake, garbage cannot be processed for 3 days due to Sasayuri Clean Park inspection. Large amount of garbage at the collection site may cause emergency vehicles to not be able to pass due to overflowing of garbage.

Follow the rules on where to throw out garbage

We will set up a temporary storage space to accept garbage during disasters in the city. In the temporary storage space, we employ different sorting method from ordinary sorting in order to speed up garbage disposal and promote recycling. The temporary storage will be announced as soon as it is ready.

## List of permitted traders in Kani city

### Wooden items ※Bring-in only

- Kobayashi Sannosuke Shop Co., Ltd. Kani factory  
Kani City dota 1500 TEL 0574-26-2138  
Applicable items: pruned branches, timber, roots (wipe off dirt well), grass, bamboo (except roots)
- Marumitsu Ito Co., Ltd.  
Kani City Yabasama 553-1 TEL 0574-60-3282  
Applicable items: pruned branches, roots (wipe off dirt well), grass, bamboo (excluding roots)

### Collector

Request the processing of specific items. Please contact for further information.

- Hashimoto Co., LTD 233-1 Shimoedo Kani-City TEL 0574-63-1111
- Komori Sangyo Co., Ltd.

1129 Ichihashi Kamono-cho Minokamo-City TEL 0574 -54-1283



2022.03